



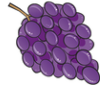


Name: _____ Class: _____

Unit 9: Lunchtime!

Lesson 2: Grammar

I. Look and read. Put a tick (✓) or a cross (x) in the box.


- | | | | |
|----|--|---------------------|-------------------------------------|
| 1. |  | This is a toy box. | <input type="checkbox" value="x"/> |
| 2. |  | This is a sandwich. | <input checked="" type="checkbox"/> |
| 3. |  | They're drinks. | <input checked="" type="checkbox"/> |
| 4. |  | This is a pear. | <input type="checkbox" value="x"/> |
| 5. |  | They're grapes. | <input checked="" type="checkbox"/> |


II. Use *a* or *an*


Example: I have an apple.


1. I have a sandwich.
2. I don't have an ice cream.
3. I have an orange.
4. I don't have a lunchbox.
5. I have an umbrella.


III. Look at the pictures. Write *I have* and *I don't have*.

Example:  ☐ I don't have my lunchbox.


1.  ☒ I have a tomato.


2.  ☐ I don't have a pizza.


3.  ☒ I have three bananas.


4.  ☐ I don't have an egg.


IV. Order the words.


Example:  I/ two/ sandwiches./ have/ I have two sandwiches.

1.  apple./ I/ an/ have/ I have an apple.

2.  don't/ have/ I/ sandwich./a I don't have a sandwich.

3.  banana./ I/ a/ have/ I have a banana.

4.  cookies./ have/ I I have cookies.

5.  sandwich./ have/ I/ a/
have/ don't/ an/ I/ orange juice. I don't have an orange juice.